


STAIRSPAN TOWERS

* The towers are made to the highest specifications under an ISO 9002 quality assurance system and conform to all current regulations.

* Aluminium towers together with their accessories can solve almost all access related problems.

* The built-in ladder design means no more searching for a separate ladder for access to the platform.

* The 500mm rung spacing gives the user multi-platform height options whilst maintaining the correct height for guardrails.



Saddle cut rungs for strength to eliminate frame racking problems.




Nut type leg adjustment.



Easy to operate locking brace hooks.



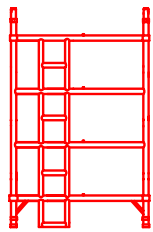
Extruded outrigger coupler locks both tube and casting effectively locking stabiliser securely in place.



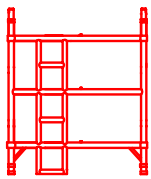
All platforms have side edge protection and locking hooks if required.

TOWER COMPONENT GUIDE

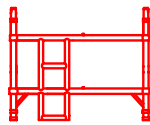
DOUBLE WIDTH FRAMES




2.0M D/WIDTH
LADDERFRAME



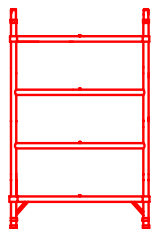
1.5M D/WIDTH
LADDERFRAME



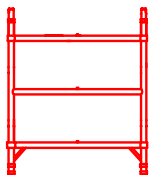
1.0M D/WIDTH
LADDERFRAME



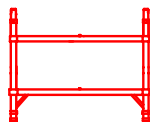
D/WIDTH G/RAIL
FRAME




2.0M D/WIDTH
FRAME



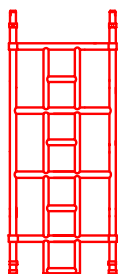
1.5M D/WIDTH
FRAME



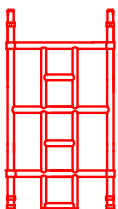
1.0M D/WIDTH
FRAME



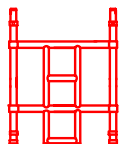
D/WIDTH G/RAIL
FRAME



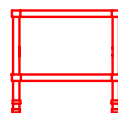
2.0M S/WIDTH
LADDERFRAME



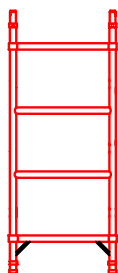
1.5M S/WIDTH
LADDERFRAME



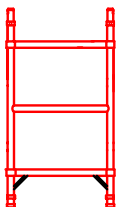
1.0M S/WIDTH
LADDERFRAME



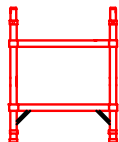
S/WIDTH G/RAIL
FRAME



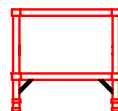
2.0M S/WIDTH
FRAME



1.5M S/WIDTH
FRAME

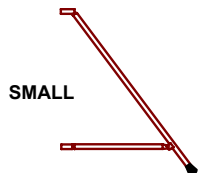


1.0M S/WIDTH
FRAME

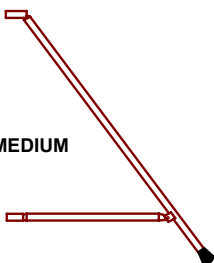


S/WIDTH G/RAIL
FRAME

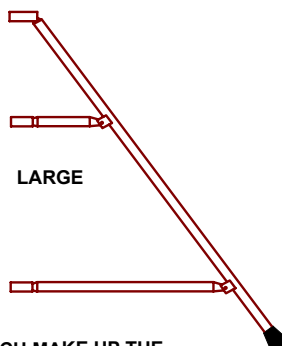
STABILISERS / OUTRIGGERS



SMALL



MEDIUM



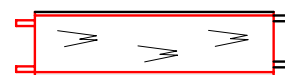
LARGE

THE ABOVE ILLUSTRATES THE BASIC COMPONENTS WHICH MAKE UP THE STANDARD TOWERS, OTHER SPECIALISED ITEMS SUCH AS HIGH CLEARANCE PLATFORMS, WALK THROUGH FRAMES ETC CAN BE SUPPLIED ON REQUEST.

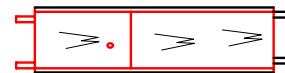
SAFETY LEGISLATION AND EN1004

THE STAIRSPAN TOWER SYSTEM COMPLIES FULLY WITH ALL CURRENT UK SAFETY LEGISLATION AND CAN BE EASILY UP-GRADED TO THE LATEST EUROPEAN STANDARD EN1004 WHICH STIPULATES THAT CERTAIN CRITERIA HAVE TO BE MET REGARDING REST PLATFORMS, LOADINGS AND OTHER TECHNICAL SPECIFICATIONS.

OTHER TOWER COMPONENTS



STANDARD PLATFORMS
1.3M, 2.0M, 2.5M, & 3.0M



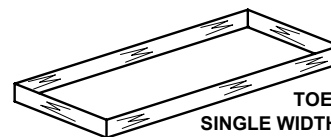
HATCHDOOR PLATFORMS
1.3M, 2.0M, 2.5M, & 3.0M



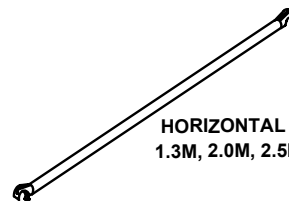
CASTOR



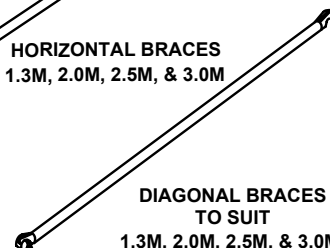
ADJUSTABLE LEG



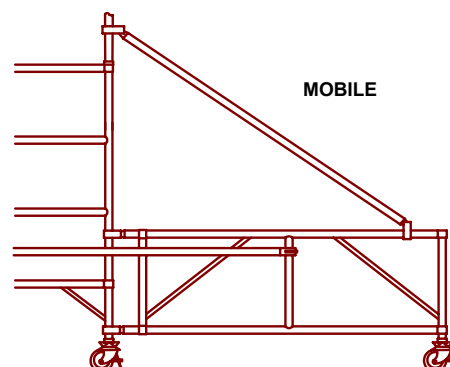
TOEBOARDS
SINGLE WIDTH & DOUBLE WIDTH
1.3M, 2.0M, 2.5M, & 3.0M



HORIZONTAL BRACES
1.3M, 2.0M, 2.5M, & 3.0M



DIAGONAL BRACES
TO SUIT
1.3M, 2.0M, 2.5M, & 3.0M



MOBILE

THE MANUFACTURER RESERVES THE RIGHT TO ALTER SPECIFICATIONS WITHOUT PRIOR NOTICE